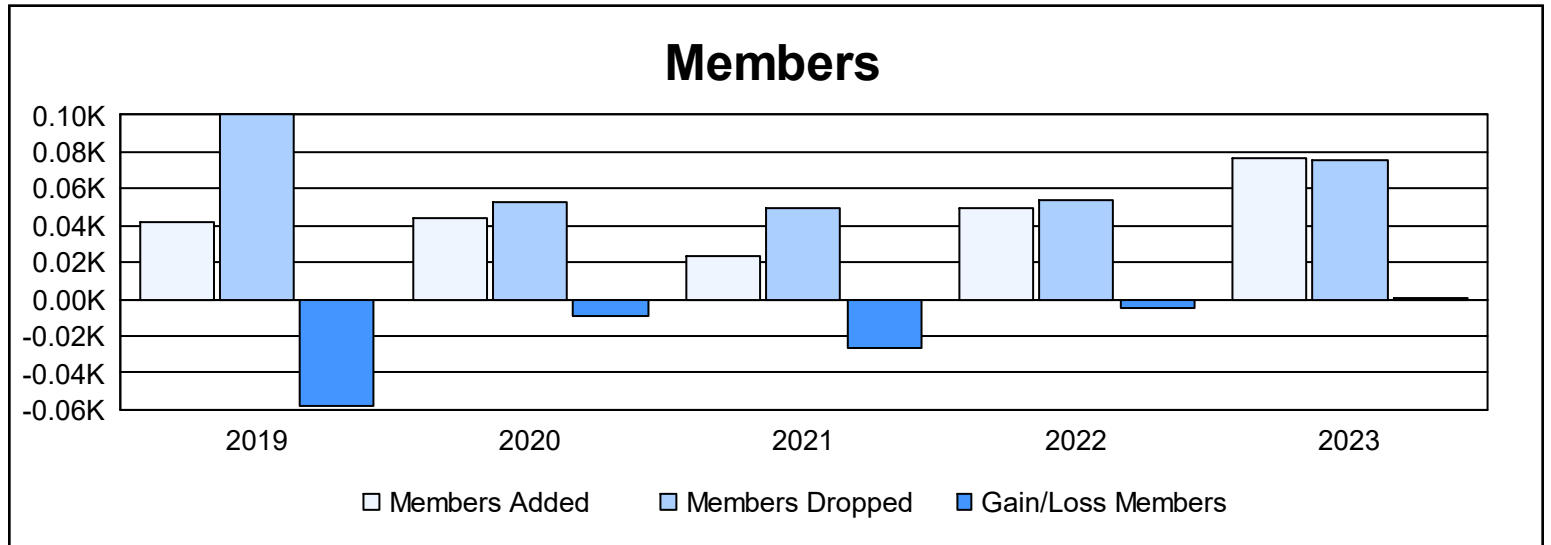
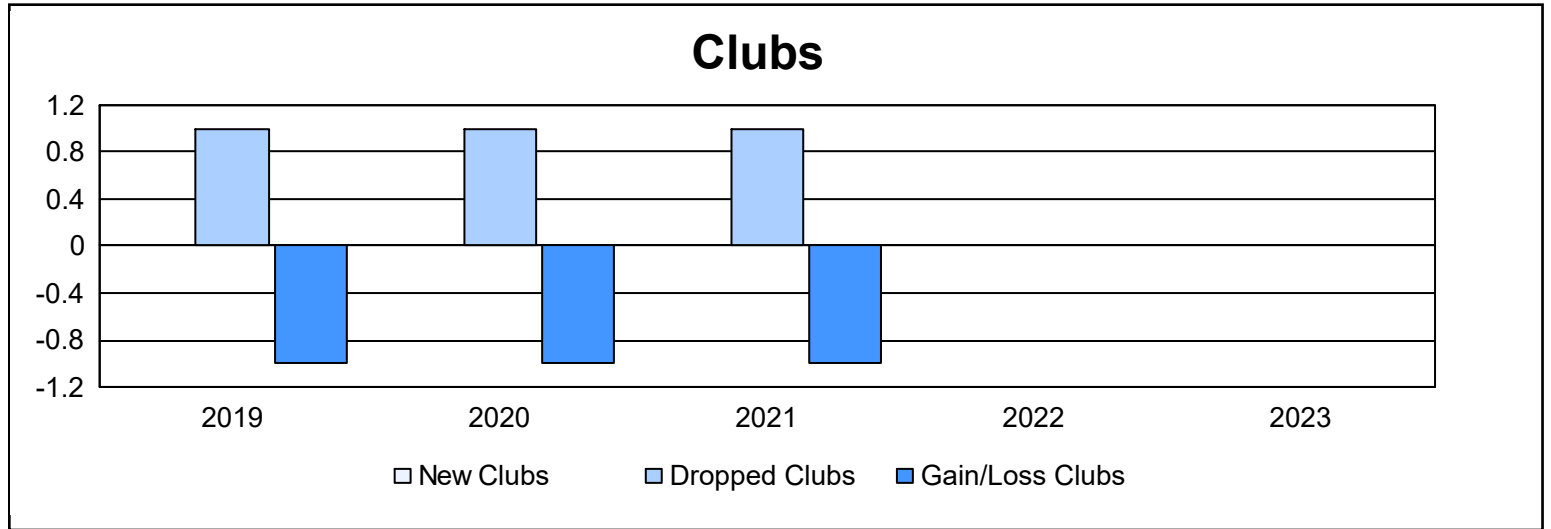
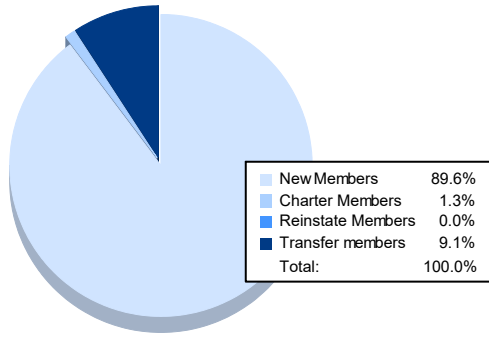


Year	New Clubs	Dropped Clubs	Gain/ Loss Clubs	New Members	Charter Members	Reinstate Members	Transfer Members	Total Member Added	Total Members Dropped	Gain/ Loss Members
2018-2019	0	1	-1	35	1	3	3	42	100	-58
2019-2020	0	1	-1	37	0	7	0	44	53	-9
2020-2021	0	1	-1	19	0	1	3	23	49	-26
2021-2022	0	0	0	46	0	0	3	49	54	-5
2022-2023	0	0	0	69	1	0	7	77	76	1
<b>Average</b>	<b>0</b>	<b>1</b>	<b>-1</b>	<b>41</b>	<b>0</b>	<b>2</b>	<b>3</b>	<b>47</b>	<b>66</b>	<b>-19</b>



### Membership Composition June 2023 Cumulative



### Gender Composition June 2023 Cumulative

